



GURU GOBIND SINGH PUBLIC SCHOOL
SEC 5/ B, B. S. CITY
SESSION -(2024-25)

SUMMER HOLIDAY ASSIGNMENT
CLASS - NURSERY

SUBJECT – ENGLISH

1. Write the first letter of the given pictures.

























2. Match the picture with correct beginning sound.

J



o

x



c

o



h

L



x

H



j

C




l

3. Fill in the missing alphabets.




4. Tick the correct alphabet.




4. Circle and Colour.


I see a cat.



I see a bird.

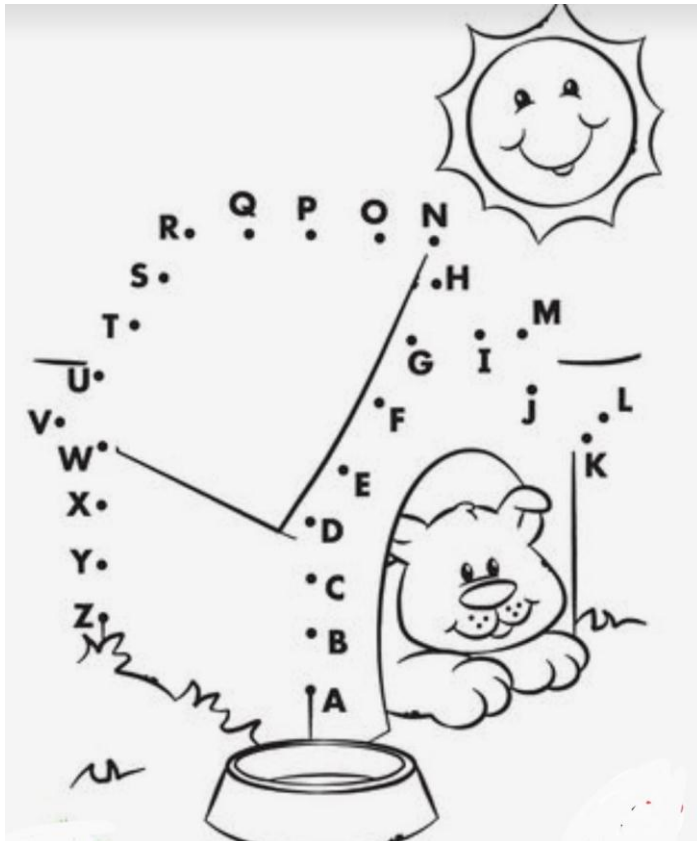


I see a cow.



© 2010 PaJetts

5. Join the dots and colour the given picture.




6. Write capital letters from A to Z in the English note book. (Two times)

7. Paste the pictures of apple, mango, banana, kite, tree, fish, lamp and star in the scrap book and write first letter on it.
8. Paste the pictures of different things that protect us from summer season in the scrap book.
9. Make a thank you card for your mother/ best friend with the help of ivory sheet.
10. Cursive Strokes:- Complete pg. no. 1 to 8.
11. Sing and Swing Rhyme- Learn the Rhymes (pg no. 9, 24, 52 and 53.)
12. Learn and practise all the topics taught in the class.

SUBJECT – MATHEMATICS


1. Write the numbers from 1 to 20.



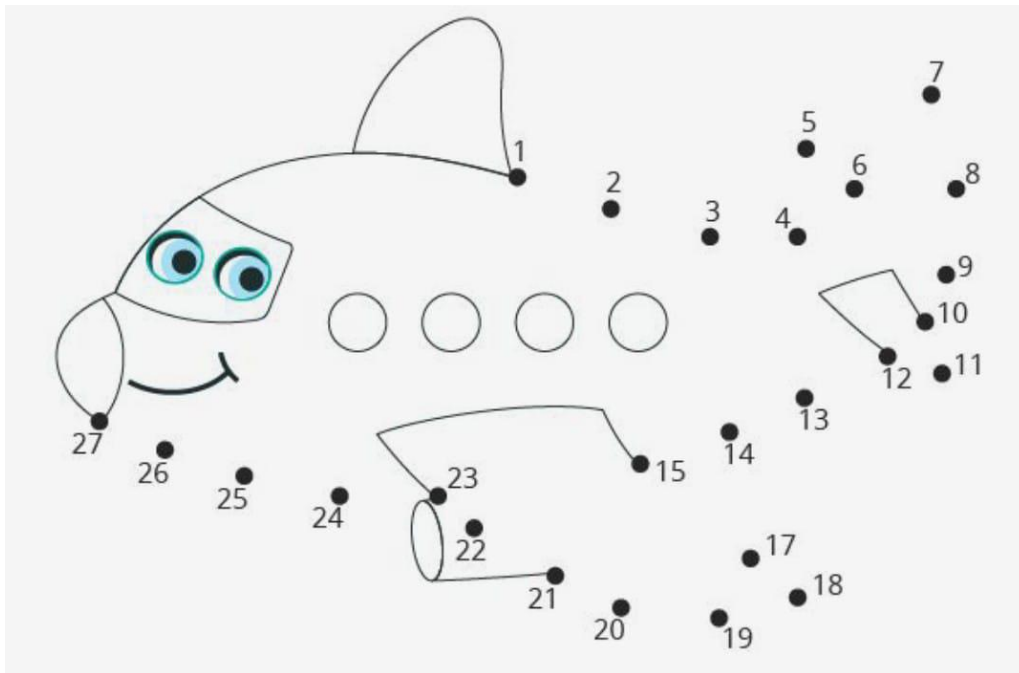
2. Count and Write.




3. Fill in the missing numbers.



4. Join the dots and colour the given picture.



5. Colour the bigger object.



5. Maths Start Up book - Complete pg. no. 10 to 15 and 39, 41, 43 45 and 49.

6. My first activity Book - Complete pg. no. 17 to 36 and 37 to 42

7. Make different types of shapes with the help of colour full Ivory sheet.


8. Make beautiful flash cards and write numbers from 1 to 20.

9. Make a colourful umbrella and write numbers from 21 to 30 on it

10. Make three types of shapes (Triangle, Square, Rectangle),with the help of Ice cream sticks.

SUBJECT – HINDI

1. अ से अ: तक लिखे ।



2. सही स्वर पर गोला लगाए ।



आ अ ऊ इ



ऊ इ ई अ



अ उ ऊ इ



आ ई ऊ इ

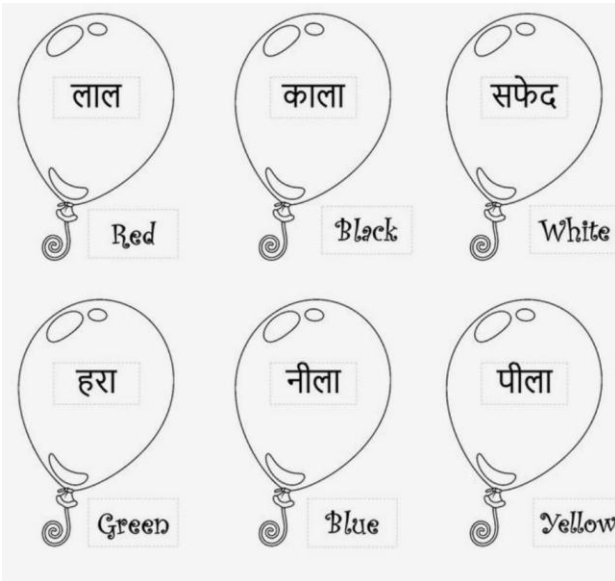


आ अ ऊ इ



आ अ इ ऊ

3. रंग भरो ।



4. अ से म तक के अक्षरों को दो-दो बार उत्तर पुस्तिका (copy) में पढ़कर लिखो ।

5. पाँच फलों और पाँच फूलों के चित्र स्कैप बुक में चिपकाएँ।
6. आप अपनी ग्रीष्मकालीन अवकाश में घूमे हुए जगहों तथा वस्तुओं के चित्रों की एक सुंदर डायरी बनाएँ।
7. कार्ड बोर्ड तथा रंगीन कागज की सहायता से अनार, आम, इमली, ईख, उल्लू, ऊन, ऋषि, एड़ी, ऐनक, ओखली, औरत, अगूर का मास्क बनाओ।
8. कक्षा में पढ़ाए गए सभी पाठों को याद करो।
9. मधु सरिता - कविताएँ याद करें। सुंदरफूल (पृष्ठ सं. 1) तारे (पृष्ठ संख्या -02) भालू आया। (पृष्ठ संख्या-3) बंदर मामा। (पृष्ठ संख्या- 4)
10. शब्द ज्ञान पृष्ठ सं. 3 से 13 तक पूरा करें।

DRAWING:

1. Creative Minds- complete pg. no. 5,10,12,14
2. Draw and colour any three fruits in the drawing note book (copy)

"HAPPY HOLIDAY"