













**GURUGOBINDSINGHPUBLICSCHOOL**  
**SECTOR-5/B, B.S.CITY (2024 - 25)**  
**SUMMER HOLIDAY ASSIGNMENT**

**Class - One**

**Subject : English**

- Learn the poem " Wake-up time " from Course book ( pg no. 34 )
- Paste the pictures of five naming words in your scrap book.
- Prepare a chart using One and Many with examples.

Singular and Plural Nouns	
singular	plural
 apple	 apples
 hat	 hats
 car	 cars
 house	 houses
 penguin	 penguins

- Complete pg no. 16 to 50 in English Cursive Writing Book.
- Learn all the C. W/ H.W done in the English notebook.
- Make a 'Thank you ' card for your teacher and paste it in your notebook.

**विषय - हिंदी**

- 'गाओ और गुनगुनाओ' ( स्वर गीत पृष्ठ संख्या 7) याद करो।
- तीन और चार वर्णों वाले शब्द, आ से लेकर ऐ की मात्रा वाले शब्द याद करो और उनके दो दो चित्र स्कैप बुक में चिपकाकर नाम लिखो।
- रंगीन कागज़ की सहायता से कछुआ बनाकर उसके ऊपर ए से लेकर औ तक के स्वर और उनकी मात्राएँ लिखो।
- पृष्ठ संख्या 14 से 17 तक व्याकरण वाटिका में करो।
- पंचतंत्र की कहानियाँ पढ़ो तथा उनसे नैतिक मूल्यों की शिक्षा ग्रहण करो।
- पढ़ाए गए पाठों के अभ्यास कार्यों को पढ़कर याद करो।

**Subject-Mathematics**

- Fill in the blanks. Dip the end of a lady's finger (bhindi )in paint and use it to print as many times as the answer.

(Hints: 21<sup>st</sup> century skills book page number-7)

- The number just after 12 is \_\_\_\_\_
- The number betw \_\_\_\_\_ s \_\_\_\_\_
- The number just l \_\_\_\_\_



- Paste/draw pictures showing the examples of the comparison:
  - Bigger and smaller For:-Example
  - Taller and shorter
  - Wider and narrower
  - Longer and shorter
  - Heavier lighter

3. Show the given numbers with the help of bindies.

- a. 6
- b. 2
- c. 4
- d. 7

4. Learn the numbers name 1 to 2

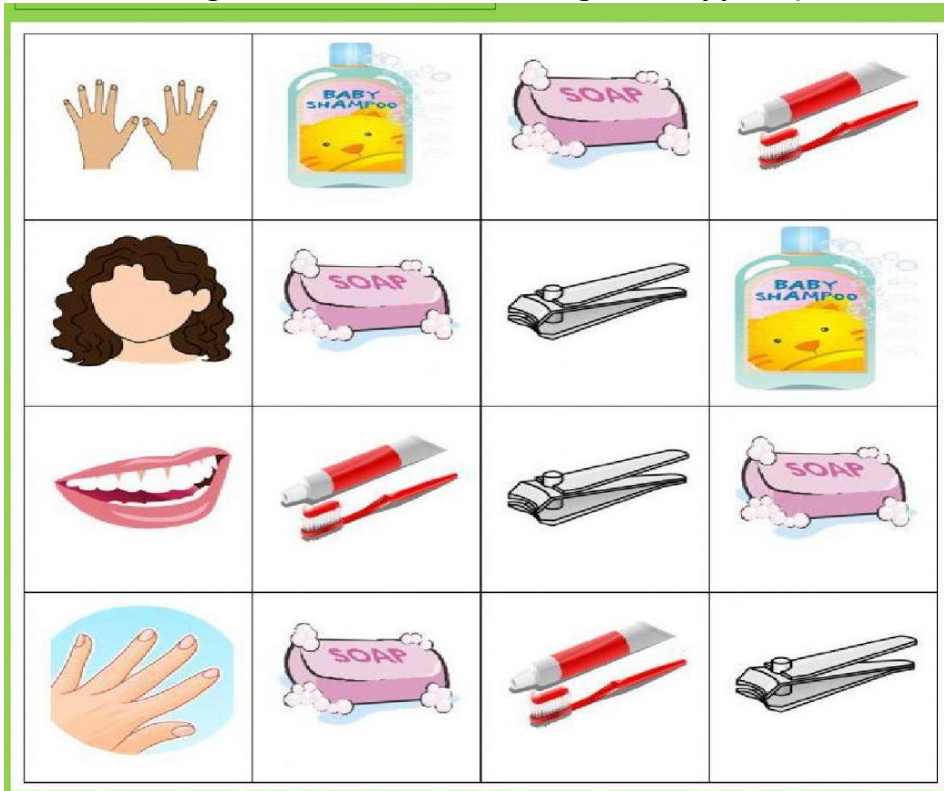
Note- Do all work in your Maths note book

**Subject: EVS**

1. Learn all the assignments done in the notebook (copy) and textbook.

2. Paste pictures of 5 things that you use to keep yourself clean in the scrapbook.

3. Circle the things which are used to clean the given body parts.(Take out the print out of the given sheet.)



4. Cut out the sample of original clothes e.g- cotton cloth,woollen cloth,silk,jute etc.and paste them in the scrapbook.

5. Take out the print out of the given worksheet and complete it.

**MATCH**

	<b>blouse</b>	
	<b>coat</b>	
	<b>sweater</b>	
	<b>shirt</b>	
	<b>skirt</b>	
	<b>jacket</b>	

**CHOOSE**

1. SHORTS	2. SHOES	3. PANTS	4. BOOTS
5. T- SHIRT	6. SCARF	7. DRESS	8. TRAINERS

6 Make your identity card with the help of the cardboard.

7. Draw and colour your favourite flower on a card for your mother and write HAPPY MOTHER'S DAY.



**Subject: Computer**

1. Collect 2 electronic receipts and paste it in the scrap book.
2. Paste 5 places where computers are used.
3. Write five differences between a man and a computer in a scrapbook.

Note : To be done in a scrapbook.

**Subject: General Knowledge**

1. Draw, colour and label the parts of a plant( In reference with page no.- 10 of GK book.)
2. Paste any four picture that shows good manners.
3. Paste 5 pictures of animals and their homes.
4. Complete page no.- 12 and 13 in GK Book.

NOTE:- Students are instructed to do all the work in your scrapbook.

**Subject: Moral Science**

1. Paste the picture of Emblem on A4 sized chart paper.
2. Do page no. 13 and 14 in Moral Science book.
3. Learn question answer from lesson 1 .
4. Draw or paste the picture of Mahatma Gandhi.
5. Learn the spellings of:
  - a) Honest
  - b) Cheerful
  - c) Energetic
  - d) Health
  - e) Anxiety
  - f) Trust
  - g) Welcome
  - h) Afraid

**Subject-Drawing**

Book's name- Creative Minds-1

Page no.-22-musical Jungle(Colouring)

Page No.-23-Sunny Day (Activity)

Page No.-28 –GrapeVine (Activity)

Page No.38- Rural Landscape(Activity)

