



GURU GOBIND SINGH PUBLIC SCHOOL

Sector-V/B, B.S.CITY (2024-25)

Std-3

SUMMER HOLIDAY ASSIGNMENT

Subject – English

- 1.Paste the pictures of decorated elephant and write two describing words for it.
- 2.Make Warli Painting showing a man playing a drum. (page number 22 of Course Book)
- 3.Draw or paste the pictures of any three sea animals and name them. (Ch. 2 of C. B.)
- 4.Write handwriting in cursive writing book upto page number 50.
5. Learn all the class work done in the English notebook.

Note:Do all the activities in English notebook.

विषय - हिंदी

- 1) हमारे देश की चार ऋतुओं(सर्दी, गर्मी, वर्षा, पतझड़)के चित्र चिपकाकर उसके बारे में दो-दो वाक्य लिखो।
- 2) चिड़िया का चित्र बनाकर उसपर विभिन्न रंगों के कागज़ के टुकड़े चिपकाकर सजाओ।।
- 3) दिए गए पाँच शब्दों के लिंग चित्र की सहायता से बदलें :- राजा, मोर, शेर, माता, पुत्र।
- 4) पढ़ाए गए पाठों के प्रश्नोत्तर, शब्दार्थ तथा कठिन शब्दों का अभ्यास करो।

5) अकबर और बीरबल की कहानियाँ पढ़ो तथा कक्षा में सुनाओ।

6) पाँच पक्षियों के चित्र चिपकाकर उनके नाम लिखो।

Note:- (सभी कार्य Hindi Activity copy में करें ।)

Subject: Mathematics

★ Homework should be done neatly and creatively.

★ Compile and put your holiday homework in an attractive folder.

1. Learn tables from 2 to 15.
 2. Make a creative and an innovative ABACUS with any waste material available at home.
 3. Make two flowers with the help of colourful papers and write five even numbers on one flower and write five odd numbers on another.(Write 4-digit numbers)
 4. A group of friends live at the same colony.
Their house numbers are as follows:
Aarush - 3456, Sonam - 9831, Rohan - 5034, Ishika - 5237
 - a) Arrange the given house numbers in ascending and descending order.
 - b) Write the Place value and Face value of 2 in Ishika's house number.
 5. Use colourful lollipop sticks to form the Roman Numerals of 12, 29 and 50.
 6. Use colourful stars to show the given addition.
1) $3 + 2 + 1 = 6$ 2) $8 + 2 = 10$
 7. Complete Mental Maths Exercise 1 to 17 (Pg. No 5 to 27)
-

Subject:- EVS




1. Visit a zoo or a park and categorize the things as living and non-living things.
 2. Draw or paste the pictures of following parts of plant which we eat:-
Roots, Flowers, Leaves, Fruits and Stem.
 3. Make a model of plant and label its parts.
 4. Paste the pictures of three herbivores, carnivores and omnivores.
 5. Make a model of food chain.
-

6. Read and learn question answer of lesson L-2 and 3.

Note:- Do all pasting work in scrapbook.

Subject: Computer

A. Write 'I' for input, 'O' for output and 'S' for storage device:

1. 	2. 	3. 
---	---	---

4. 	5. 	6. 
---	--	---

B. Identify the given devices and write their names:

1. 	2. 	3. 
---	---	---

--	--	--

C. Draw the given chart and circle the odd one out:

1.	mouse	keyboard	mike	monitor
2.	speaker	CPU	Notepad	light pen
3.	CD	DVD	pen drive	speaker
4.	speaker	scanner	monitor	printer

D. . Learn the question answer of lesson 1: Hard ware and software.

E. Look at the pictures and write (H) for hardware and (S) for software:

1.



2.



3.




4.



Note : Take the print out of this page and paste the page in classwork notebook.

Subject- Moral Science

1.) Paste any two photos of your own to show that you are self – reliant.
For example:



2.) Write the name of any 5 Indian soldiers(with pictures) who have been awarded by 'Param Veer Chakra'.

Param Vir Chakra Winners List



Ex.

(Note: To be done in A-4 size chart paper .)

3. Read lesson -1 and 2 and learn difficult words and Q/Ans .

.....

General Knowledge

- 1. Paste the pictures of five wild animal, pet animals and domestic animals in scrapbook .**
 - 2. Paste the pictures of any 5 colourful birds and different kinds of snakes in scrapbook .**
 - 3. Paste some real spices , cereals and pulses on your scrapbook and learn it's name.**
 - 4. Complete page no. 7 to 23 in General Knowledge book.**
 - 5. Learn opposite words from pg. no. 18 Homophones from pg. no. 20 and Synonyms from pg. no. 21**
 - 6. In VERBAL APTITUDE BOOK complete lesson- 1 to lesson - 5 (Part A)**
-

Subject- DRAWING

CLASS : 3 (Book's Name : CREATIVE MINDS-3)

PAGE NO. :15- LITTLE MOUSE (Paper cutting)

PAGE NO. :17 – SPRAY PAINTING (Activity)

PAGE NO. : 20 – CARB (Hand printing)

PAGE NO. : 26 – FIR TREE (Activity)

