

GURU GOBIND SINGH PUBLIC SCHOOL

SECTOR-5/B,B.S.CITY

SYLLABUS: 2022-23

Std-1

Subject-English

Prescribed books:

- Oxford Revised New Pathways: An Interactive Course in English
- Oxford New Learner's Grammar and Composition

Publisher:

- Oxford University Press

Months	Working Days	Chapters/Topics to be covered	Activity/Project	Art Integrated Activity/Project
April	18	<u>Coursebook:</u> Revision one – Alphabet song Revision two – Number song Revision three – Sounds (Phonics) Revision four – Fun in the Sun Revision five – Crawly Lesson-1 Meet My Family <u>Grammar book:</u> Lesson1 –Fun with letters Lesson 2- Naming Words <u>Composition:</u> My Family	Draw/Paste the picture of a family tree showing the family members. Write the name of each person near his/her picture. (To be done in an A4-sized white chart paper)	Paste the picture of a park and make a list of 10 common nouns from it. (To be done in an A4-sized white chart paper)

May	14	<p>Course book: Lesson 2 – Off to School Poem – Wake -Up Time Lesson 3- Making New Friends</p> <p>Grammar book: Lesson 3 – One and Many</p> <p>Composition: My School</p>	<p>Cut out a flower from colourful paper and write a sentence about yourself on each petal and paste it in your scrap book.</p>	<p>Write three sentences on what you do every day. (My daily routine)</p> <p>(To be done in an A4 – sized white chart paper.)</p>
June	06	<p>Course book: Lesson 4 – Let Us Have Lunch</p> <p>Grammarbook: Lesson 4 –Using A and An</p>	<p>Draw and colour your favourite character.</p> <p>(To be done in the scrapbook)</p>	<p>Draw any 3 pictures to show your love and care for plants and animals.</p>
July	21	<p>Coursebook: Poem: The Shell Lesson5 –The Rabbit and the Turtle</p> <p>Grammar book: Lesson5- I, You, He, She, It Lesson 6 - Describing Words</p> <p>Composition: Rainy season</p>	<p>Draw/Paste and name the pictures of 5 animals and their homes.</p> <p>(To be done in the scrapbook)</p>	<p>Draw and colour any 5 of your favourite fruits and vegetables each.</p> <p>(To be done in an A4 – sized white chart paper.)</p>

August	19	<p>Course Book: Lesson 6– Picnic in the Woods</p> <p>Poem: Save each Drop</p> <p>Grammar book: Lesson-6- Describing words (Continuation ...) Picture Composition Small Comprehension</p> <p>Composition: Independence Day</p>	<p>Paste pictures to show 3 ways in which you will save water.</p> <p>(To be done in the scrap book.)</p>	<p>Draw/Paste any 5 of your favourite things that you wish to have in your picnic basket.</p> <p>(To be done in an A4-sized chart paper.)</p>
September	09	<p>Revision for Half Yearly Examination</p>		
October	14	<p>Course book: Lesson 7–The New Watchman</p> <p>Grammar book: Lesson 7–This, That, These, Those</p> <p>Composition: My Favourite Pet</p>	<p>Make a stick puppet with ice-cream sticks.</p>	<p>Paste the picture of your favourite Pet and write 3 sentences about it.</p> <p>(To be done in an A4-sized chart paper.)</p>
November	21	<p>Course book: Lesson-8 Thank You! Poem: Things I Do</p> <p>Grammar book: Lesson 8- Action Words Lesson 9- Is, Am , Are , Has , Have</p> <p>Composition: Diwali</p>	<p>Paste 5 pictures to show how you can help the people around you.</p> <p>(To be done in the scrap book.)</p>	<p>Draw / Paste the picture of a sunflower and write all the magic words in its petals.</p> <p>(To be done in an A4-sized chart paper.)</p>

December	16	<p>Course book: Lesson 9—Brave Debby</p> <p>Grammar book: Lesson 10 – In, On, Under, Near, Behind</p> <p>Lesson11—Capital Letters</p> <p>Composition: Christmas</p>	Make an animal mask using colourful chart papers.	<p>Draw a picture and write a sentence each to show the use of the following prepositions:</p> <p>on, in, under, near, behind</p> <p>(To be done in an A4-sized chart paper.)</p>
January	21	<p>Coursebook: Lesson 10 – Come, Let us Play!</p> <p>Poem: Ice-cream Time</p> <p>Grammar: Lesson 12 –Comprehension</p> <p>Lesson 13–</p> <p>Composition</p> <p>Picture Composition</p> <p>Composition : Holi</p>	Make a New Year greeting card using colourful chart papers.	<p>Paste the pictures of 5 indoor and outdoor games each and write their names.</p> <p>(To be done in an A4 – sized chart paper.)</p>
February	13	<p>Revision for Annual Examination</p>		

कक्षा - 1

निर्धारित पुस्तकों की तालिका :-

1. शिखर हिंदी पाठ्यपुस्तक भाग -1
- 2 . व्याकरण वाटिका भाग -1

विषय - हिंदी

प्रकाशक

सृजन पब्लिशर्स प्रा . लि .
मधुबन एजुकेशन बुक



मास	कार्य दिवसों की संख्या	पाठ	रचनात्मक गतिविधि	कला एकीकरण
अप्रैल + मई	18 + 14	पाठ -1 वर्णों की रेलगाड़ी पाठ-2 शब्द बोध पाठ -3 मात्रा बोध (पृष्ठ संख्या 19 से 29) आ की मात्रा (ा), इ की मात्रा (ि), ई की मात्रा (िी), उ की मात्रा (ं), ऊ की मात्रा (ू), ऋ की मात्रा (ृ), ए की मात्रा (े), ऐ की मात्रा (ै) व्याकरण :- पाठ -1 हमारी भाषा पाठ - 2 हमारी वर्णमाला निबंध - ग्रीष्म ऋतु	गर्मी में मिलने वाले फलों तथा पेय पदार्थों के चित्र चिपकाकर नाम लिखो	चिकनी मिट्टी से 'आ ' की मात्रा वाले 5 वस्तुओं को बनाकर नाम लिखो
जून	6	पाठ - 3 मात्रा बोध (पृष्ठ संख्या 31 से 34) ओ की मात्रा (ो) , औ की मात्रा (ौ), अनुस्वार (ं) व्याकरण :-	मोर का चित्र बनाकर उसके पंखों पर 'ओ ' और 'औ ' की मात्रा वाले शब्द लिखो	रंगीन कागज , धागे और तिनके की सहायता से पतंग बनाओ
जुलाई	21	व्याकरण :-	संयुक्ताक्षर वाले पाँच चित्र	बिंदी , धागे और

अगस्त	19	<p>पाठ - मात्राएँ पाठ - 3 मात्रा बोध (पृष्ठ संख्या 35 से 43) चंद्रबिंदु की मात्रा (ँ), विसर्ग की मात्रा (:) पाठ - 4 संयुक्ताक्षर गुब्बारे कविता (मौखिक) व्याकरण :- पाठ - 4 शब्द और वाक्य निबंध - वर्षा ऋतु</p>	<p>चिपकाकर नाम लिखो एक वृक्ष का चित्र बनाकर उसमें अपने परिवार के पाँच लोगों का चित्र चिपकाओ </p>	<p>रंगीन कागज का उपयोग करके कार्ड बनाओ एक एलबम बनाकर उसमें पाँच पशुओं तथा पाँच पक्षियों के चित्र चिपकाओ </p>
सितंबर	9 14	<p>पाठ - 5 मैं और मेरा परिवार पाठ - 6 सारी दुनिया मेरी है (कविता) व्याकरण :- पाठ - 5 किसे क्या कहते हैं ? लड़का - लड़की एक - अनेक निबंध - स्वतंत्रता दिवस , रक्षाबंधन</p>	<p>अर्धवार्षिक परीक्षा</p>	

अक्टूबर		<p>पुनरावृत्ति - कार्य (अप्रैल से अगस्त) पाठ्यपुस्तक - पाठ 1 से 6 तक व्याकरण - पाठ 1 से 5 तक निबंध , चित्र - लेखन , अपठित गद्यांश</p>	<p>पाँच फलों के चित्र कॉपी में चिपकाकर उनसे मिलने वाले दो लाभों को लिखो </p>	<p>अपनी पसंद की दो फलों के नाम लिखो और उनकी एक - एक विशेष बात लिखो </p>
नवम्बर	21	<p>पाठ -7 दादा जी ने उगाए शलजम रहो स्वच्छ (बातचित) (केवल पढ़ने के लिए) पाठ - 8 अमरुद बन गए आम (कविता) व्याकरण :- पाठ - 6 नाम की जगह निबंध - दशहरा</p>	<p>चार्ट पेपर पर पाँच क्रिया बताने वाले चित्र चिपकाकर क्रिया शब्द लिखो </p>	<p>तिनकों तथा घास - फूस की सहायता से घोंसला बनाकर उसमें चिड़िया के बच्चों से सजाओ </p>
दिसम्बर	16	<p>पाठ - 9 हाथी और चींटी (चित्रकथा) छुपम - छुपाई (कविता) (केवल पढ़ने के लिए) पाठ - 10 कौन सिखाता है (कविता) व्याकरण :-</p>	<p>छह चित्र चिपकाकर उसके दो - दो एक जैसे अर्थवाले शब्द लिखो </p>	

जनवरी	21	<p>पाठ -7 कैसा - कितना पाठ - 8 करना है कुछ काम निबंध - दीपावली</p>		<p>चार्ट पेपर पर उल्लू का चित्र बनाकर उसे पेंसिल के छिलकों से सजाओ </p>
फरवरी	13	<p>पाठ - 11 छुटकी उल्ली (कहानी) व्याकरण :- पाठ - 9 एक - जैसे अर्थवाले शब्द पाठ - 10 उल्टे अर्थवाले शब्द निबंध - शीत ऋतु</p> <p>पाठ - 12 आओ सीखें एक , दो , तीन व्याकरण :- पाठ - 11 हिंदी की गिनती १ - १० पाठ - 12 रचनात्मक अभिव्यक्ति निबंध - गणतंत्र दिवस</p>	<p>चार्ट पेपर पर कोई भी चित्र चिपकाकर उसके बारे में पाँच वाक्य लिखो </p> <p>वार्षिक परीक्षा</p>	<p>पाँच पौष्टिक आहारों के चित्र चिपकाकर नाम लिखो </p>

निबंध - बसंत ऋतु , होली

पुनरावृत्ति - कार्य

(अक्टूबर से फरवरी तक)

पाठ्यपुस्तक - पाठ 7 से 12 तक)

व्याकरण - पाठ 6 से 12 तक

निबंध , चित्र - लेखन , अपठित गद्यांस



STD: One

Subject- Mathematics


Prescribed books – ● Maths Booster


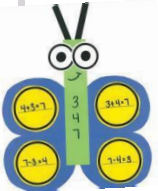
Publisher- Srijan Publishers Pvt. Ltd.

&

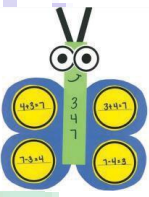

● Math– e- Magic

Rachna Book Company Pvt. Ltd.

Months	No. of Working Days	Chapters/Topics to be taught	Project	Art Integration Project
April	18	Unit-1 SHAPES AND SPACE <ul style="list-style-type: none">• Inside- Outside• Bigger and Smaller• Taller and Shorter• Heavier and Lighter• Above and Below• Near and Far• Longer and Shorter• Wide- Narrow• Front- Behind• Shapes and size.• Solids around us• 2 D Shapes Mental Maths Book- Ex – 1 to 10 TABLE OF "0" Unit-2 The Numbers (Numbers from 1 to9) <ul style="list-style-type: none">• More-less• Making Groups• Before- After	<p>To show the concept of comparison using examples from our surroundings i.e pencils, caryons etc.</p> <p>To make the model of different shapes.(i.e plane and solid shapes)</p> <p>To show the number names (1-10) makepaper chains with colourful paper.</p>	<p>To give the concept of comparison with the help of ice-cream sticks and other real objects</p> <p>To make plain and solid shapes with the help of small mirrors, beads and foam papers.</p>  <p>S</p>
May	14			

		<ul style="list-style-type: none"> • Ordinal numbers • One more than • Altogether <p>Mental maths book – Ex – 11 to 20</p> <ul style="list-style-type: none"> • Tables- 1 and 2 	To show comparison of numbers by using colourful buttons or small colourful Beads.	
June	06	<p>Unit- 2 Numbers (Contd.....)</p> <ul style="list-style-type: none"> • Addition of 2 Numbers (upto 9) • Addition of 3 numbers (upto 9) • Puzzle 2 • Take away • Subtraction of numbers (upto 9) <p>Mental maths book – Ex – 21 to 25</p> <ul style="list-style-type: none"> • Table of 3 		<p>To show ordinal numbers with the help of straws and colourful paper.</p> <p>To show the Subtraction with the help of colourful papers</p> 

July	21	<p>Unit-3 The numbers (10 to 20)</p> <ul style="list-style-type: none"> • Idea of Tens And Ones • Counting from one to 20 • Comparison of Numbers • Addition of numbers (upto 20) • Word Problems of Addition • Subtraction of Numbers (upto 20) • Word Problems of Subtraction <p>Mental maths book – Ex 26 to 35</p> <ul style="list-style-type: none"> • Tables- 4 and 5 		
------	----	--	---	--

August	19	<p>Unit-4 The numbers (21-50) & UNIT- 5 The numbers 51-100</p> <ul style="list-style-type: none"> Counting from 21 to 50 Addition of numbers (upto 50) Order of Addition Subtraction of numbers (upto 50) Counting from 51 to 100 Comparison of Numbers Addition of numbers upto 100 Subtraction of numbers (upto 100) Mental maths book – Ex 36 to 40 Table of 6 	<p>To show addition of numbers on the umbrella with the help of colourful stars.</p>	<p>To show addition with the help of origami paper.</p> 
September	09	<ul style="list-style-type: none"> Revision for Half Yearly Exam 		
October	14	<p>Unit-6 Multiplication & Unit- 7 Patterns</p> <ul style="list-style-type: none"> Multiplication table of 2, 3, 4, 5 Mental Maths Patterns Puzzles Mental maths book – Ex 41 to 44 Table of 7 	<p>To make a model of abacus with the help of colourful beads or balls.</p> <p>To show pattern by using origami paper.</p>	
November	21	<p>Unit- 8 Measurement of length</p> <ul style="list-style-type: none"> Measurement of length by using our body parts. Lab Activity Mental Maths Book – Mental speech 6 to 9 Table of 8 	<p>To paste the pictures of different body parts which are used to measure length.</p>	
December	16	<p>Unit-9 Measurement of Time</p> <ul style="list-style-type: none"> Reading Time Days of the week Lab Activity Mental Maths Book – Ex 45 to 48 Table of 9 	<p>To make the model of clock using paper plate</p>	

Subject – EVS**Prescribed Book – New Learn Well Environmental Studies****Publisher : Holy Faith International (P) Ltd.**

Month	No. Of working days	Chapters/Topics to be taught	Activity/Project	Art integrated activity/Project
April	18	Lesson-1 About myself Lesson-2 My Body Parts	*Draw and colour your favourite flower on a card for your mother and write HAPPY MOTHER'S DAY.	*Paste the picture of body parts.
May	14	Lesson-3 My Sense Organs Lesson-4 Taking Care of my Body	*Paste the picture of four things that we use to keep our body clean.	*Paste the picture of five sense organs.
June	06	Lesson-5 My Family	*Make a family tree and paste the picture of your family members in your scrapbook.	*Paste the picture of family members.
July	21	Lesson-6 My School Lesson-7 Helpers in our neighbourhood	*Collect pictures of four people who work in your neighbourhood and paste them in your notebook.	*Paste the picture of three helpers that you see in your school .
August	19	Lesson-8 Festivals and celebrations	*Paste the picture of four different festivals.	*Paste the picture of three national festivals.
September	09	REVISION FOR HALF YEARLY EXAM		
October	14	Lesson-9 Food	*Paste the picture of any four different festivals.	*Paste the picture of four things that we get from plants.
November	21	Lesson-10 Clothes Lesson-11 Houses	*Cut out the pictures of different types of houses from old magazines and newspapers and paste them in your scrapbook.	*Paste the sample of cotton and woollen clothes.
December	16	Lesson-12 How we move around Lesson-13 Good Manners and Habits	*Collect pictures that show good habits and paste them in your scrapbook.	*Make a model of water transport.
January	21	Lesson-14 Fascinating World of Plants Lesson-15 Amazing World of Animals	*Paste the picture of any two: a)Water animals b)Pet animals	Make a collage of flower (lotus).
February	13	REVISION FOR ANNUAL EXAM		

Subject : General Knowledge

Class: 1


SESSION 2022-23

Prescribed book : Treasure of learning (WORLD OF GYAN)

Publisher : Eduworld

Month	No. of Working Days	Topics to be covered
April	18	WORLD OF NATURE Animal planet,Fruits ' N' Veggies, New borns,The blossoming garden,Changing seasons, Take a flight, It lives beneath,A trip to Zoo,Food to eat.
May	14	Numbers and logical skills Comparing objects, Sorting things out!, What comes next?, Money, Spot the difference.
June	06	Science and technology Our amazing body, Magic of senses, computerised
July	21	Our surroundings Transportation, Style with "profession", Healthy habits and values, Rich in etiquette,Replying etiquette,Festival fun , Directions
August	19	Our surroundings Go green, water is precious, Road safety, Fables and fantasy Rhyme time, A story to tell
September	09 (Half yearly) /REVISION	
October	14	Creativity – Arts and Music Musical chords, cartoon world Games Sports person, Play time
November	21	Around the world Wonder world , well known people, Knowing India, Our rich heritage, The legends

December	16	Mixed bag Junk food, Quiz mania 1, Hommies , Let's be safe , Safety rules, Quiz Mania 2
January	21	Mixed Bag Solitaire, Quiz Mania 3, Quiz Mania 4, My drawing room , Time zone , Quiz Mania 5
February	13(Annual) /REVISION	



Standard - 1.

Subject: Moral Science

Prescribed book: Real Life of Our World

Publisher: Edu Publisher

Months	No. of working days	Topics to be covered
April	18	Lesson 1. Lead us Kindly
May	14	To be continued
June	06	Lesson 2. Pappa, Mummy, We Love You
July	21	Lesson 3. Our Second Home Lesson 4. Magic of Maggie Mam
August	19	Lesson 5. Sharing is a Blessing Lesson 6. Sign of Smartness
September	09	Revision for Half Yearly Exam.
October	14	Lesson 7. Garden of God
November	21	Lesson 8. True Friends
December	16	Lesson 9. I Love my India Lesson 10. Be Obedient
January	21	Lesson 11. Do You Know Me? Lesson 12. Secret of Strength
Feb & March	13	Revision for Annual Exam

Std-1

Subject – Computer

Prescribed book- TOUCHPAD plusVer.2.1

Months	No. of Working Days	Chapter/ Topics to be taught	Project / Activity
April	18	Chapter-1 Computer – A Smart Machine	*Collect the picture of different machines. *Collect the pictures of places where computers are being used.
May + June	14+06	Chapter- 2 Parts of a Computer	*Collect the picture of 5 different parts of a computer. *Prepare a model of monitor and CPU
July	21	Chapter -3 The Keyboard and The Mouse	*Prepare a model of keyboard. *Prepare a model of mouse showing its different buttons.
August	19	Chapter -4 Let's Type in Rapid Typing	
September	09	Revision + Half yearly Examination	
October	14	Chapter -5 Tux Paint	Write the names of the parts of Tux Paint window in scrapbook.
November	21	Chapter -6 Let Us Draw in Paint	
December	16	Chapter -7 Reasoning and Critical Thinking	Paste the different types of shapes in scrapbook: For example – square, rectangle, circle and triangle.
January	21	Chapter -8 Introduction to Artificial Intelligence	Collect the pictures of 5 Natural things and Artificial things.
February	13	Revision + Annual Examination	

SUBJECT : DRAWING**CLASS-ONE**

MONTHS	No. of working days	BOOK WORK (Book Name : ART AND ACTIVITY-1) (Page no. and Topic)	DRAWING COPY WORK
APRIL	18	Pg.3-SUN, Pg.4-FRUITS, Pg.5-LOTUS, Pg.6-HUT (Activity)	FLOWER POT
MAY	14	Pg.7-FISH, Pg.8-TORTOISE, Pg.9-SKY SCRAPERS, Pg.10-INDEPENDENCE DAY(Activity)	COCK
JUNE	06	Pg.11-DOODLINK ART, Pg.12-TALKING PARROT, Pg.13-DOLPHIN, Pg.14-RAKHI (Activity)	DOG
JULY	21	Pg.15-CHOOK-CHOOK TRAIN, Pg.16-PEACOCK (Activity), Pg.17-PETTERN SCENERY, Pg.18-CAMEL	COW
AUGUST	19	Pg.19-JANMASHTAMI (Activity), Pg.20-HONEY BEE (Activity), Pg.21-STENCIL (Colour and Activity), Pg22-MUSHROOMS (Activity).	GIRAFFE
SEPTEMBER	09	Pg.23-BOAT (Activity), Pg.24-COLOURFUL UMBRELLA, Pg.25-SNAKE AND LADDER, Pg.26-EFFIGY OF RAVANA	ELEPHANT
OCTOBER	14	Pg.27-TWO DOODZ, Pg.28-HAPPY DIWALI (Activity) Pg.29-MAGICIAN (Activity), Pg.30—LAKE SIDE HUT (Activity)	A BOY
NOVEMBER	21	Pg.31-CAT, Pg.32-JOKER, Pg.33-CHRISTMAS BELLS (Activity), Pg.34-BUTTERFLY (Colour and Activity)	A BOY WITH DOG
DECEMBER	16	Pg.35-FRIENDS(Sticer), Pg.36-VEGETABLE, Pg.37-HAPPY REPUBLIC DAY(Colour and Activity)	SCENE
JANUARY	21	Pg.38-REINDEER, Pg.39-DUCK, Pg.40-HAPPY HOLI	FLOWER GARDEN
FEBRUARY	13		RIVISION

**Std. 1
GAMES**

MONTH	No. of working days	TOPICS TO BE COVERED
APRIL	18	A) Concept of stand at ease and attention B) Concept of left right and about turn C) Introduction of general fitness D) Exercise
MAY	14	Practices of respective commands
JUNE	06	Passing the parcel, practices of command
JULY	21	Ludo, Carrom board, throwing ball, football
AUGUST	19	Yoga and football
SEPTEMBER	09	Frog jump, passing the ball
OCTOBER	14	Marshal art practices
NOVEMBER	21	Balancing ball, badminton
DECEMBER	16	Preparation of annual sports
JANUARY	21	Preparation for annual sports
FEBRUARY	13	Kabaddi, exercise

Syllabus of Music 2022-23
Class I, Music

Month	No. of working days	TOPICS
April and May	18 +14	Knowledge of Music related term Theory- Sangeet Practical-(i) School Prayer (ii) National anthem
June	06	Knowledge of Music related term Theory-(i) Swar, (ii) Teen Tal
July	21	Knowledge of Music related term Theory- Parts of Tabla and Dagma Practical-(i) Music Grade (ii) Tall-Dadra, Kahrwa
August	19	Knowledge of Music related term Theory- Alankar Practical- Patriotic Song preparation
September	09	Knowledge of Music related term Practical-Bhajan with Kahrwa Tall
October	14	Knowledge of Music related term Theory- Alankar and Aroh-Auroh Practicle- Shabad for Guru Nanak Dev Ji Jayanti
November	21	Knowledge of Music related term Practical-Shabad for Guru Nanak Dev Ji Jayanti
December	16	Knowledge of Music related term Practical-Bhajan

January

21

Knowledge of Music related term
Practical-Patriotic Song

