

GURU GOBIND SINGH PUBLIC SCHOOL

SECTOR-5/B, B.S.CITY

SYLLABUS

SESSION -2024-25

STD- PREP



GURU GOBIND SINGH PUBLIC SCHOOL
SECTOR-5/B, B.S.CITY
SYLLABUS: 2024-25

Class-PREP

Subject-English

Prescribed books:

- Revised NEW HORIZONS TODAY

A multi-skill course in English (READER 0B)

- MY SECOND ACTIVITY BOOK

Publisher:


- Macmillan education



Prescribed books:

- Fun with cursive writing. C







Publisher:

- Kirti Publications

Months	Working Days	Topics to be covered	Oral	Art Integrated Activity/Project
April + May	18+08	<ul style="list-style-type: none"> ❖ Recapitulation of alphabets <ul style="list-style-type: none"> • Capital letters (A-Z) • Small letters (a-z) ❖ Recapitulation of three lettered words (with a, e, l, o, u sounds) <ul style="list-style-type: none"> • Name the pictures • Missing letters • Matching ❖ Book related exercises <ul style="list-style-type: none"> • Reader book: pg no .2,3 and 4 • Activity book- pg no: 21 to 31 (a, e, l, o, u sound words) ❖ Cursive Writing <ul style="list-style-type: none"> • Pg no: 3 and 4 	<ul style="list-style-type: none"> ❖ Rhymes <ul style="list-style-type: none"> • Baa! Baa! Black Sheep (Reader book pg no: 51) ❖ General questions: <ul style="list-style-type: none"> • What is your name? • What is your father's name? • What is your mother's name? • What is your mobile no? • How old are you? 	<ul style="list-style-type: none"> ❖ Students will make a bird and feathers with the help of origami paper and write three lettered words on it. 




<p>June</p> <p>09</p>		<ul style="list-style-type: none"> ❖ Introduction of four and five lettered words. <ul style="list-style-type: none"> • Name the pictures • Missing letters • Matching ❖ Book related exercises <ul style="list-style-type: none"> • Activity book- pg no: 32 to 42 • Reader book -pg no.1 ❖ Rhyming words pg no: 93 and 94 (a, e, i, o, u sound words) ❖ Cursive Writing Pg no: 5 and 6 	<ul style="list-style-type: none"> ❖ Rhymes <ul style="list-style-type: none"> • Numbers (Reader book pg no: 49) ❖ General Commands:- <ul style="list-style-type: none"> • Please sit down • Raise your hands • Take out your books • Look at the black board • Put your hands up • Close your eyes • Sharpen your pencil • Throw it in the dustbin • Listen to me carefully • Open your book • Be quiet 	<ul style="list-style-type: none"> ❖ Students will make an egg with the help of pastel chart paper and write rhyming words on it. 
<p>July</p> <p>22</p>		<ul style="list-style-type: none"> ❖ Introduction of Vowels and Consonants ❖ Articles (use of a/an) ❖ Activity book: pg no 73 to 75 ❖ One and Many (pg no: 63 to 65) ❖ Use of This/That (pg no: 49 and 50) ❖ Reader book(pg no: 6 and 8) ❖ Cursive Writing <ul style="list-style-type: none"> • Pg no: 7, 8, 9 and 10 	<ul style="list-style-type: none"> ❖ Rhymes <ul style="list-style-type: none"> • Little Tommy Tucker (Reader book- pg no: 48) ❖ General questions: <ul style="list-style-type: none"> • What is the name of your school? • Who is your class Teacher? • Where do you live? • Who is your principal? • In which class do you study? • How old are you? 	<ul style="list-style-type: none"> ❖ Cut and paste the pictures of objects with the help of coloured papers to show One and Many.  <p># Story narration with the help of flash cards.(The thirsty crow)</p>





<p>August</p> <p>19</p>	<p>19</p>	<ul style="list-style-type: none"> ❖ Composition- 'An ice-cream' and 'The sun' (Activity book – Pgno.90 to 92) ❖ Use of Has/Have <ul style="list-style-type: none"> • Reader book(pg no: 26) ❖ Action words <ul style="list-style-type: none"> • Reader book (pg no:33 to 35) • Make sentences with action words • WHAT IS THIS? • Activity book- pg no: 47 and 48,pg no.95 to 97 ❖ Cursive Writing Pg no: 11, 12 and 13 	<ul style="list-style-type: none"> ❖ Rhymes <ul style="list-style-type: none"> • PIGGY ON THE RAILWAY TRACK ❖ General Questions:- <ul style="list-style-type: none"> • How many colours are there in our National flag? • When do we celebrate Independence Day? • Name of the freedom fighters. 	<ul style="list-style-type: none"> ❖ Write 10 action words(you do daily) on colourful papers and paste as the picture given below : <div data-bbox="1650 282 1944 500" data-label="Image"> </div> <ul style="list-style-type: none"> ❖ Outdoor activities related with action words.(Jump and act)
<p>September</p> <p>08</p>	<p>08</p>	<ul style="list-style-type: none"> ❖ Circle the first letter of the name of the each picture. <ul style="list-style-type: none"> • Activity book- pg no: 115 ❖ REVISION FOR HALF YEARLY EXAMINATION 		
<p>October</p> <p>15</p>	<p>15</p>	<ul style="list-style-type: none"> ❖ Preposition on/in/under/near/behind/in front of <ul style="list-style-type: none"> • Activity book- pg no: 53, 54, 55 and 57 • Reader book-pg no: 21 ❖ Pair Words <ul style="list-style-type: none"> • Reader book- pg no: 15 and 16 • Activity book- pg no: 51, 52, 66, 67 and 68 ❖ Composition- 'My Pet' ❖ Cursive Writing Pg no: 14, 15 and 16 	<ul style="list-style-type: none"> ❖ Rhymes <ul style="list-style-type: none"> • TWO LITTLE DICKY BIRDS ❖ Generals Questions:- <ul style="list-style-type: none"> • When do we celebrate Gandhi Jayanti? • Who takes care of the garden? • How many days are there in a week? 	<ul style="list-style-type: none"> ❖ Cut and paste the pictures of Pair words:- <div data-bbox="1587 959 1990 1105" data-label="Image"> </div> <ul style="list-style-type: none"> ❖ <u>Motor Skill games</u> Place the objects as per instructions (Use of in/on/ under). <div data-bbox="1545 1243 1864 1325" data-label="Image"> </div> <ul style="list-style-type: none"> ❖ Paste the pictures showing on/in/under.


November	12	<ul style="list-style-type: none"> ❖ Opposites <ul style="list-style-type: none"> • Activity book- pg no: 98, 99 and 100,pg 43 to 46 ❖ Use of These/Those ❖ Body Parts (1, 2 and 3) <ul style="list-style-type: none"> • Reader book- pg no: 28, 29, 30, 31 and 32 ❖ Cursive Writing Pg no: 17 to 22 	<ul style="list-style-type: none"> ❖ Rhymes <ul style="list-style-type: none"> • PLUCK BANANA, PLUCK BANANA ❖ Story- 'The dog and The meat' <ul style="list-style-type: none"> • Activity book- (pg no: 101) ❖ Generals Questions:- <ul style="list-style-type: none"> • Which festival is called the festival of lights? • Who is the first Guru of Sikhs? ❖ Oral drill of antonyms 	<p>Paste the pictures of objects showing opposites.</p> <div style="display: flex; justify-content: space-around; align-items: center;"> <div style="text-align: center;">  <p>hot</p> </div> <div style="text-align: center;">  <p>cold</p> </div> </div> <div style="display: flex; justify-content: space-around; align-items: center; margin-top: 10px;"> <div style="text-align: center;">  <p>long</p> </div> <div style="text-align: center;">  <p>short</p> </div> </div> <ul style="list-style-type: none"> ❖ Make colourful flowers with the help of pastel chart paper showing opposites 
December	19	<ul style="list-style-type: none"> ❖ Sentences beginning with He/She/I/It <ul style="list-style-type: none"> • Activity book- pg no: 87, 88 and 89 ❖ Picture Writing (Write a sentence about each picture) ❖ Question and answer with Yes/No(Reader book Pg no.11,12,13) ❖ Composition- 'Butterfly' ❖ Cursive Writing - Pg no. 22 to 28 	<ul style="list-style-type: none"> ❖ Riddles ❖ Generals Questions:- <ul style="list-style-type: none"> • When do we celebrate Christmas? • How many months are there in a year? Name them. 	<ul style="list-style-type: none"> ❖ Cut and paste the picture of a butterfly. ❖ Story narration with the help of pictures.(Pg 44 in Reader book and pg no.101 in Activity book)
January	17	<ul style="list-style-type: none"> ❖ Animals and their babies <ul style="list-style-type: none"> • Reader book- pg no: 53,54 ❖ Colours' name ❖ Riddles (pg no: 58) ❖ Revision Time -1 and 2 <ul style="list-style-type: none"> • Reader book- (pg no: 55 to 57) • Activity book- pg no: 102,106,108,109 and 115 to 120 ❖ Cursive Writing - Pg no: 29 to 32 	<ul style="list-style-type: none"> ❖ Rhymes <ul style="list-style-type: none"> • OLD MAC DONALD HAD A FARM ❖ Generals Questions:- <ul style="list-style-type: none"> • When do we celebrate Independence Day? • When do we celebrate New Year? • Who is the tenth Guru of Sikhs? • Name our National animal/bird/tree/fruit/ flower. 	<ul style="list-style-type: none"> ❖ Make a colour chart with the help of pictures of things you see around you : 
February	10	<ul style="list-style-type: none"> ❖ Revision for Annual Examination 		

पाठ्यपुस्तक - स्वर ज्ञान और स्वर सुलेख
 पब्लिशर्स- सनबीम पब्लिशर्स प्राइवेट लिमिटेड
 कक्षा - प्रेप

विषय - हिन्दी

मास	कार्य दिवसों की संख्या	पाठ्य संख्या	विषय (पाठ)	मौखिक	रचनात्मक गतिविधियां
अप्रैल मई +	18+08	<u>स्वर ज्ञान</u> पेज न.-से 13 3 <u>स्वर सुलेख</u> पेज न.-से 15 2	स्वर और व्यंजन दोतीन और चार , अक्षरों वाले शब्द	कविता-लाला जी ने केला खाया, रंगों के नाम)पेज न.- (74	छाता के चित्र में विभिन्न रंगों को दर्शाना सीखेंगे । 
जून	09	<u>स्वर ज्ञान</u> पेज न.-से 1 15 8 <u>स्वर सुलेख</u> पेज न.-16 से 18	आ की मात्रा	फलोंके नाम)पेज न.- (75	रंगीन कागजों से गुब्बारे बनाकर उसमें आ की मात्रा वाले शब्द लिखेंगे । 
जुलाई	22	<u>स्वर ज्ञान</u> पेज न.-19 से 26 <u>स्वर सुलेख</u> पेज न.-19 से 24	इ और ई की मात्रा	कविता - सब गोल गोल)पेज न.- (70 फूलोंके नाम)पेज न.- (76	रंग - बिरंगे कागजों की सहायता से मछली बनाना सीखेंगे । 

अगस्त	19	<u>स्वर ज्ञान</u> पेज न.-27 से 34 <u>स्वर सुलेख</u> पेज न.-25 से 30	उ की मात्रा ऊकीमात्रा	सब्जियों के नाम)पेज न.-(77	रंगीन कागजों की सहायता से बटुआ बनाना सीखेंगे । 
सितंबर	08	पुनरावृत्ति	पुनरावृत्ति	पुनरावृत्ति	पुनरावृत्ति
अक्टूबर	15	<u>स्वर ज्ञान</u> पेज न.-41 से 46 <u>स्वर सुलेख</u> पेज न.-31 से 36	एऔर ऐ की मात्रा	कविता - मेरा साथी किताब)पेज न.-(71 पशुओं के नाम)पेज न.-(78	रुई काँटन) की सहायता से अभ्यास) पुस्तिका में पेड़ बनाना सीखेंगे। 
नवम्बर	12	<u>स्वर ज्ञान</u> पेज न.-47 से 50 <u>स्वर सुलेख</u> पेज न.-37 से 39	ओ की मात्रा	पक्षियों के नाम)पेज न.-(79 विपरीत शब्द	मिट्टी क्ले) की सहायता से ओखली) बनाना सीखेंगे । 
दिसम्बर	19	<u>स्वर ज्ञान</u> पेज न.-51 से 59 <u>स्वर सुलेख</u> पेज न.-40 से 43	औ की मात्रा और अं अनुस्वार	कविता- प्यासा कौवा)पेज न.-(72 दिनोंके नाम	रंग - बिरंगे बटनों की सहायता से अंगूर बनाना सीखेंगे । 

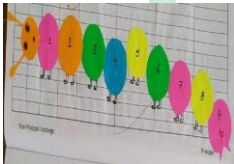
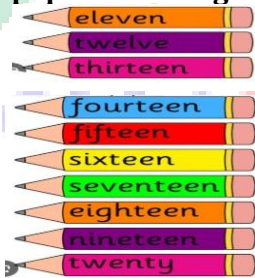
जनवरी	17	स्वर ज्ञान पेज न.-60 से 63 और 73 स्वर सुलेख पेज न.-46	अ की मात्रा और :अंकों तथा शब्दोंमें एक से दस तक गिनती	शरीर के अंगों के नाम)पेज न.-(80	विभिन्न चित्रों के द्वारा १ से १० तक की गिनती को अभ्यास पुस्तिका में दर्शाएंगे । 
फरवरी	10	पुनरावृत्ति	पुनरावृत्ति	पुनरावृत्ति	पुनरावृत्ति


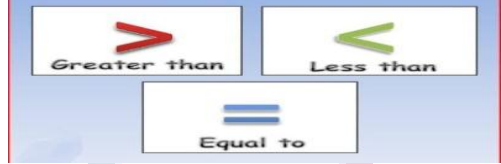


STD : PREP





'SUBJECT : MATHEMATICS

SESSION : 2024-25

PRESCRIBED BOOK – JUNIOR MATHS (PRIMER)

MONTH	NO. OF WORKING DAYS	TOPICS TO BE COVERED	ORAL	ART INTEGRATED ACTIVITY AND SUBJECT ENRICHMENT
APRIL	18	Numbers 1 to 5 (Pg no.7 to 17) Numbers 6 to 10 Understanding 1 to 10 Before, After , Between Counting Down from 10 to 1 Numbers 11 to 20 (Pg no.62-70)	Forward Counting 1 to 20 Number names 1 to 10 Backward Counting 10 to 1	Paste the shape of a caterpillar with the help of coloured origami paper and mention number 1 to 10 in each circle. 
May	08	Numbers 21 to 30 (Pg no.71) After, Before , Between Backward Counting (Pg no 18-27)	Number names 11 to 20 Forward Counting 21 to 30 Backward Counting 20 to 10	Paste the pictures of pencils with colourful papers showing number names. 

June + JULY	09+ 22	<p>Numbers 31 to 40 (Pg no.75)</p> <p>Comparison - Big - Small, Tall - Short, Long - Short (Pg no 3 - 6)</p> <p>Concept of More, Less, Equal (Sign - <, >, =)</p> <p>After, Before, Between</p> <p>Backward Counting (Pg no 58 -61 and Pg no 72-77)</p>	<p>Number names 21 to 30</p> <p>Forward Counting 31 to 40</p> <p>Backward Counting 40 to 20</p> <p>Concept of More- Less, Tall- Short and Long-Short.</p>	<p>Draw pictures and colour them , showing comparison of big-small, tall-short, long-short.</p> 
AUGUST	19	<p>Numbers 41 to 50 (Pg no.78-81)</p> <p>After, Before, Between</p> <p>Backward Counting</p>	<p>Number names 31 to 40</p> <p>Forward Counting 41 to 50</p> <p>Backward Counting 50 to 40</p>	<p>Paste the sign of greater than >, less than < and equal to = with the help of match sticks.</p> 
SEPTEMBER	08	REVISION FOR	HALF YEARLY	EXAM
OCTOBER	15	<p>*Numbers 51 - 60 (Pg no- 82)</p> <p>Zero (Pg no.52)</p> <p>Pre Additional Exercises (Pg no.28 & 29)</p> <p>Addition (Pg no.31)</p>	<p>Number names 51 to 60</p> <p>Forward Counting 51 to 60</p> <p>Backward Counting 60 to 50</p>	<p>Show addition with the help of butterflies.</p>  <p>Make a flower petal for addition.</p> 






NOVEMBER	12	<p>*Numbers 61-70</p> <p>Pre- Subtraction Exercises (Pg no 32-40)</p> <p>Subtraction (Pg no.41-50) Subtracting a Number from itself (Pg no 51-55)</p>	<p>Number names 61 to 70</p> <p>Forward Counting 61 to 70</p> <p>Backward Counting 70 to 60</p> <p>Concept of Subtraction</p>	<p>Show subtraction with the help of colourful buttons.</p> 
DECEMBER	19	<p>*Numbers 71- 80</p> <p>Counting and Adding in Tens (Pg no.83-87)</p> <p>Adding by Counting Forward</p>	<p>Number names 71 to 80</p> <p>Forward Counting 71 to 80</p> <p>Backward Counting 80 to 70</p>	<p>Draw the pictures of grapes and write number 71-80.</p> 
JANUARY	17	<p>*Numbers 81 -100</p> <p>Subtracting by Counting Backward (Pg no.88-90)</p> <p>Shapes</p>	<p>Number names 81 to 90</p> <p>Forward Counting 81 to 90</p> <p>Backward Counting 90 to 80</p> <p>Name of the shapes</p>	<p>Paste the pictures of plane shape with the help of organic paper.</p> 
FEBRUARY	10	<p>Revision Worksheet 1 and 2 (Pg no.91 - 94)</p> <p>Revision for Final Exam</p>	<p>Number names up to 100</p> <p>Forward Counting 91 to 100</p> <p>Backward Counting 100 to 90</p>	<p>Make an object with the help of different shapes.</p> 





STD : PREP




PRESCRIBED BOOK :- My Book of Science Primer

SUBJECT : E.V.S
Publication:- Kangaroo Kids(Pre school series)

SESSION : 2024-25

MONTH	NO.OF WORKING DAYS	TOPICS TO BE COVERED	ORAL	ART INTEGRATED ACTIVITY
APRIL+ MAY	18 + 08	L -1 Myself L -2 My Family	Self Introduction through conversation and about their family members.	Make an identity card with the help of card board.  Make your family tree, paste the pictures of your family members and write their names. 
JUNE	09	L -3 My Body L - 4 My Food	Oral drill of demonstrating body parts with their names. Awareness about healthy and junk food.	Make fruit salad / Sandwich in the classroom and share with your friends.  
JULY	22	L -5 Living and non-living things L - 6 Plants around us L-7 Parts of a plant	Through discussing the features of living and non-living things with the help of real examples. Demonstration of different types of plants and trees in school garden(Nature walk),their parts	Make a small plant with the help of colourful papers and show its different parts : 

AUGUST	19	L – 8 Leaves L- 9 Flowers L - 10 Fruits	Identification of different types of leaves, fruits and flowers through oral drill with the help of pictures chart/flash cards /real examples.	Make a picture with the help of peepal leaves. 
SEPTEMBER	08	L - 11 Vegetables REVISION FOR HALF YEARLY EXAM	Identification of different types of vegetables through oral drill with the help of pictures chart/flash cards /real examples.	Bring your favourite vegetable and say three sentences about it. 
OCTOBER	15	L – 12 Seeds L – 13 Cereals	Identification of different kinds of seeds and cereals with their names through pictures/real examples.	Make butterfly with the help of different cereals. 
NOVEMBER	12	L – 14 Animals L – 15 Wild Animals L – 16 Domestic Animals	Identification of different kinds of animals with their names through picture chart/ flash cards/ real examples.	Make animal face mask with the help of origami papers/chart papers. 

DECEMBER	19	<p>L – 17 Useful animals</p> <p>L - 18 Water animals</p>	<p>Awareness about helpful animals and what they give us.</p> <p>Oral drill of different water animals.</p>	<p>Make different kinds of colourful fish with the help of thumb printing.</p> 
JANUARY	17	<p>L – 19 Animal babies</p> <p>L – 20 Animal homes</p> <p>L – 21 Seasons</p>	<p>Oral drill of names of baby animals, homes of animals etc.</p> <p>Awareness about different types of seasons and things we use in different seasons.</p>	<p>Show different types of seasons with the help of Handspan printing.</p> 
FEBRUARY	10	<p>L – 22 Sun, Moon and Stars</p> <p>REVISION for final exam</p>	<p>Oral drill of things we see in night and day sky.</p>	<p>Make the moon and the stars and show the night sky with the help of thermocol plate and golden stars.</p> 

Class: Prep

Subject: Music

MONTH	NO. OF WORKING DAYS	TOPICS TO BE COVERED
APRIL	18	Basic Knowledge of music related term. Practical- Alankar
MAY	08	Basic Knowledge of music related term. Practical- School Prayer and National Anthem
JUNE	09	Basic Knowledge of music related term. Practical- Kids English Rhymes with music.
JULY	22	Basic Knowledge of music related term. Practical- Playing Swars on harmonium.
AUGUST	19	Basic Knowledge of music related term. Practical- Patriotic Song
SEPTEMBER	08	Basic Knowledge of music related term. Practical- Music Grade
OCTOBER	15	Basic Knowledge of music related term. Practical- Kanha Bhajan
NOVEMBER	12	Basic Knowledge of music related term. Practical- Guru Nanak Shabad.
DECEMBER	19	Basic Knowledge of music related term. Practical- Hindi Rhymes with music.
JANUARY	17	Basic Knowledge of music related term. Practical- Ram Bhajan
FEBRUARY	10	Basic Knowledge of music related term. Music Grade.

SUBJECT- DRAWING

CLASS-PREP

MONTHS	BOOK WORKS (Book 's name :CREATIVE MINDS-C, GangaramPrakashan) (Page no. and topic)	DRAWING COPY WORK	WORKING DAY
APRIL	Pg.3-Understanding Colours, Pg.4-Making Shapes, Pg.5-Vegetables And Fruits	ANY FLOWER	18
MAY	Pg.7-Jimmy The Giraffe ,Pg.-8Finding Food, Pg.10-Friendly Dolphin	ANY TWO FRUITS	08
JUNE	Pg.11-Drawing A Fish, Pg.12-Wall Clock, Pg.13-Birds Nest	ANY TWO VEGETABLES	09

JULY	Pg.14-Mouse, Pg.16-Night Sky, Pg.17-Protecting Wildlife,	ANY BIRD	22
AUGUST	Pg.18-Healthy Tomatoes, Pg.19-Planting A Tree	ELEPHANT	19
SEPTEMBER	Pg.21-Beach, Pg.23-Animal Kingdom	VILLAGE SCENE	08
OCTOBER	, Pg.24-Wonderful Sheep, Pg.25-Outdoor Game	A BOY AND A GIRL FACE	15
NOVEMBER	Pg.27-Timmy The Tortoise, Pg.28-Traffic Light	FLOWER POT	12
DECEMBER	Pg.29-Garden, Pg.30-Colourful Valley	SNOWMAN WITH X-MAS TREE	19
JANUARY	Pg.32-Parrot, Pg.33-Pumpkin	KITE WITH RAINBOW	17
FEBRUARY	REVISION	REVISION	10

Class : Prep

Subject : Physical Education

Month	Topics to be covered
April	General commands and PT.Activity based games (Identify the colour, shapes, passing the ball, musical chair etc)
May	Yoga practice and general commands, cycle race etc.
June	Free hand exercises and yoga practice, Cycle race, Ring race etc.
July	Musical chair, Passing the parcel, Yoga, Balancing the ball.
August	Free hand exercises, Basket ball, Puzzle solving, Yoga.
September	Flag race, Playing with ball, Exercises for eyes, Yoga.
October	Practice of dart board, Basket ball, Yoga.
November	Practice of different types of events Ex. Running race, cycle race, rabbit race etc. for sports day
December	Practice of different types of events Ex. Frog race, balloon race for sports day.
January	Demonstration of simple steps of aerobics and jogging. Introduction of indoor games like, Ludo etc.
February	Passing the ring, Aerobics and Jogging, playing ludo.



GURU GOBIND SINGH PUBLIC SCHOOL

Sector-V/B, B.S. CITY

GGPS

ਗੁਰੂ ਗੋਬਿੰਦ ਸਿੰਘ ਜੀ