

Guru Gobind Singh Public School

Bokaro /Chas/Dhanbad



Syllabus

2025 – 26

Class: Prep



GURU GOBIND SINGH PUBLIC SCHOOL

Sector V/B, Bokaro Steel City


Syllabus : 2025-26



Subject : English


Prescribed Books : Jolly English Reader Level - 2 – Sunbeam publications




Learning Cursive strokes C – Sunbeam Publications



My Second Hand activity book – Macmillan Education

MONTHS	No. of working days	Topics	Oral	Art integrated activity
April + May	17+07	<ul style="list-style-type: none"> ❖ Recapitulation of alphabets <ul style="list-style-type: none"> • Capital letters (A-Z) • Small letters ❖ Vowels and consonants ❖ Vowel sound words words(with a, e, I, o, u sounds) <ul style="list-style-type: none"> • Name the pictures • Missing letters • Rhyming words ❖ Book related exercises <ul style="list-style-type: none"> • Reader book: Pg no.8,11,13,15,18,20 • Activity book- pg no: 21 to 31 ❖ Cursive Writing – Pg 1-10 	<ul style="list-style-type: none"> ❖ Rhymes <ul style="list-style-type: none"> • Thank you God ❖ General questions: <ul style="list-style-type: none"> • What is your name? • What is your father's name? • What is your mother's name? • What is your mobile no? • How old are you? • My pencil box 	<ul style="list-style-type: none"> ❖ Make a vowel pot with the help of origami paper : 

June	12	<ul style="list-style-type: none"> ❖ sh/ch/ph/th/wh sound words. <ul style="list-style-type: none"> • Name the pictures • Missing letters • Rhyming words ❖ Book related exercises <ul style="list-style-type: none"> • Reader book- Pg no. 24,26 • Activity book -Pg no. 32-42 ❖ Composition : My self ❖ Cursive Writing Pg no: 11-16 	<ul style="list-style-type: none"> ❖ Rhymes <ul style="list-style-type: none"> • Old Mcdonald ❖ General Commands:- <ul style="list-style-type: none"> • Please sit down • Raise your hands • Take out your books • Look at the black board • Put your hands up • Close your eyes • Sharpen your pencil • Throw it in the dustbin • Listen to me carefully • Open your book • Be quiet • My school bag 	<ul style="list-style-type: none"> ❖ Make words with the help of paper cups : 
July	24	<ul style="list-style-type: none"> ❖ ck/ll/ss/qu sound words ❖ ai/ay/ae/ea/ee/ie/y/igh/ie sound words <ul style="list-style-type: none"> • Name the pictures • Missing letters • Unscramble the letters • Make sentences ❖ Book related exercises <ul style="list-style-type: none"> Reader book - Pg no.30 Activity book – Pg no. 43-51 ❖ Cursive Writing – Pg 17 - 21 ❖ Composition: My school 	<ul style="list-style-type: none"> ❖ Rhymes <ul style="list-style-type: none"> • Wash your hands • I am a little teapot ❖ General questions: <ul style="list-style-type: none"> • What is the name of your school? • Who is your class Teacher? • Where do you live? • Who is your principal? • In which class do you study? • How old are you? 	<ul style="list-style-type: none"> ❖ Story narration with the help of flash cards.(The thirsty crow) ❖ Make an umbrella with origami paper : 

			<ul style="list-style-type: none"> • Good habits • My class teacher 	
August	21	<ul style="list-style-type: none"> ❖ Aa/ow/oe/ue/ui/u—e sound words ❖ Bl/cl/fl/pl/br/fr/cr/pr/st/sk/sp/sw blend words <ul style="list-style-type: none"> • Name the pictures • Missing letters • Unscramble the letters • Make sentences ❖ Use of a/an ❖ Use of and ❖ Book related exercises <ul style="list-style-type: none"> • Reader book- Pg no.51,52 • Activity book : Pg no. 95-97,66-75 ❖ Composition : My pet ❖ Cursive Writing – Pg no.22-26 	<ul style="list-style-type: none"> ❖ Rhymes <ul style="list-style-type: none"> • Listen to the music • London bridge ❖ General Questions:- <ul style="list-style-type: none"> • How many colours are there in our National flag? • When do we celebrate Independence Day? • Name of the freedom fighters. • My classroom 	<ul style="list-style-type: none"> ❖ Make a clock with the help of paper plate : 
September	07	<ul style="list-style-type: none"> ❖ One and many <ul style="list-style-type: none"> • Activity book- Pg no.63-65 • Reader book : Pg no. 54 ❖ REVISION FOR HALF YEARLY EXAMINATION 		
October	13	<ul style="list-style-type: none"> ❖ Use of capital letters,full stops,question marks ❖ Use of this/that ❖ Use of these/those ❖ Book related exercises <ul style="list-style-type: none"> • Reader book- Pg no: 55 , 57, 59 	<ul style="list-style-type: none"> ❖ Rhymes <ul style="list-style-type: none"> • Jingle bells ❖ Generals Questions:- <ul style="list-style-type: none"> • When do we celebrate Gandhi Jayanti? • Who takes care of the 	<ul style="list-style-type: none"> ❖ Make an octopus with the help of origami paper :

		<ul style="list-style-type: none"> • Activity book-Pg no: 76-86 ❖ Composition- The sun ❖ Cursive Writing Pg no: 27-31	garden? <ul style="list-style-type: none"> • How many days are there in a week? • Durga Puja 	
November	17	❖ Use of he/she/it/I ❖ Use of me/you/your ❖ Use of has/have ❖ Use of is/are ❖ Book related exercises <ul style="list-style-type: none"> • Reader book- Pg no: 61,63,65,67 • Activity book- Pg no. 87 to 94,101,102,106,115-117,119-120 ❖ Composition :Butterfly ❖ Cursive Writing Pg no: 32-36	❖ Rhymes <ul style="list-style-type: none"> • Eat vegetables • Incy Wincy spider ❖ Generals Questions:- <ul style="list-style-type: none"> • Which festival is called the festival of lights? • Who is the first Guru of Sikhs? ❖ Diwali and Guruparv	❖ Make a snail with the help of origami paper : 
December	19	❖ Use of in/on/under/behind/in front of/between ❖ Action words ❖ Opposites ❖ Picture writing ❖ Book related exercises <ul style="list-style-type: none"> • Reader book- Pg no: 69,71,73,74,76 	❖ Rhymes <p>Five little monkeys</p> ❖ Generals Questions:- <ul style="list-style-type: none"> • When do we celebrate Christmas? • How many months are there in a year? Name them. 	❖ Make a Christmas with origami paper : 

		<ul style="list-style-type: none"> • Activity book-53 to 57,98-100 <ul style="list-style-type: none"> ❖ Composition-‘ My mother’ ❖ Cursive Writing Pg no. 37-41 	<ul style="list-style-type: none"> • Christmas 	<ul style="list-style-type: none"> ❖ <u>Motor Skill games</u> Place the objects as per instructions (Use of in/on/ under).  <ul style="list-style-type: none"> ❖ Story narration with the help of pictures. (Pg 44 in Reader book and pg no.101 in Activity book)
January	14	<ul style="list-style-type: none"> ❖ Days of months ❖ Pair words ❖ Colours’ name ❖ Comprehension ❖ Book related exercises <ul style="list-style-type: none"> • Reader book- Pg no.78,79,81 • Activity book- Pg no: 52,103-105,107,110 -114,118 ❖ Composition : My mother ❖ Cursive Writing: Pg no: 42-45 	<ul style="list-style-type: none"> ❖ Rhymes <ul style="list-style-type: none"> • Traffic lights ❖ Generals Questions:- <ul style="list-style-type: none"> • When do we celebrate Independence Day? • When do we celebrate New Year? • Who is the tenth Guru of Sikhs? • Name our National animal/bird/tree/fruit and flower. • Show and tell 	<ul style="list-style-type: none"> ❖ Colour the picture : 
February	05	<ul style="list-style-type: none"> ❖ Revision for Annual Examination 	-	-

पाठ्यपुस्तक - स्वर ज्ञान

बिजी बीस जूनियर्स स्किल बुक हिंदी



राइम्स फॉर लिटिल स्टार




कक्षा - प्रेप



पब्लिशर्स- सनबीम पब्लिशर्स प्राइवेट लिमिटेड

पब्लिशर्स- एस विज़न प्राइवेट लिमिटेड

हिन्दी - विषय

मास	कार्य दिवसों की संख्या	पाठ्य संख्या	विषय (पाठ)	मौखिक	रचनात्मक गतिविधियां
अप्रैल + मई	17+07	<u>स्वर ज्ञान</u> पेज न.- 3 - 13 <u>सुलेख</u> पेज न.- 3 - 10	स्वर और व्यंजन दोतीन और चार , अक्षरों वाले शब्द	कविता - पाठ 1, 2 प्रार्थना और तितली रानी रंगों के नाम पेज न (74.	छाता के चित्र में विभिन्न रंगों को दर्शाना सीखेंगे । 
जून	12	<u>स्वर ज्ञान</u> पेज न.-1 से 15 8 <u>सुलेख</u> पेज न.-11 से 15	आ की मात्रा	कविता - पाठ 3, 4 वर्षा रानी , जागो भाई फलोंके नाम)पेज न.- (75	रंगीन कागजों से गुब्बारे बनाकर उसमे आ की मात्रा वाले शब्द लिखेंगे । 
जुलाई	24	<u>स्वर ज्ञान</u> पेज न.-19 से 26 <u>सुलेख</u>	इ और ई की मात्रा	कविता 5, 6 दीपावली , मेरा प्यारा देश	रंग - बिरंगे कागजों की सहायता से मछली बनाना सीखेंगे ।

		पेज न.-16 से 20		फूलोंके नाम)पेज न.- (76	
अगस्त	21	<u>स्वर ज्ञान</u> पेज न.-27 से 34 <u>सुलेख</u> पेज न.-21 से 30	उ की मात्रा ऊकीमात्रा	कविता - पाठ8 , 9 मधुमक्खी , आलू कचालू सब्जियों के नाम)पेज न.-(77	रंगीन कागजों की सहायता से बटुआ बनाना सीखेंगे । 
सितंबर	07	पुनरावृत्ति	पुनरावृत्ति	पुनरावृत्ति	पुनरावृत्ति
अक्तूबर	13	<u>स्वर ज्ञान</u> पेज न.-41 से 46 <u>सुलेख</u> पेज न.-31 से 36	एऔर ऐ की मात्रा	कविता - पाठ 10, 11 मैंडम की सीख , मोर पशुओं के नाम)पेज न.-(78 चित्र लेखन	रुई की सहायता से अभ्यास (काँटन) पुस्तिका में पेड़ बनाना सीखेंगे। 
नवम्बर	17	<u>स्वर ज्ञान</u> पेज न.-47 से 50 <u>सुलेख</u> पेज न.- 37 से 45	ओ की मात्रा	कविता - पाठ 12, 13 वे अच्छे बच्चे कहलाते हैं , सड़क पक्षियों के नाम)पेज न.-(79 विपरीत शब्द	मिट्टी की सहायता से ओखली (क्ले) बनाना सीखेंगे । 

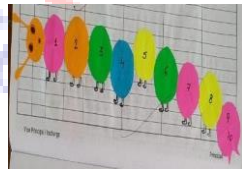

दिसम्बर	19	<u>स्वर ज्ञान</u> पेज न.-51 से 59 <u>सुलेख</u> पेज न.-45 से 56	औ की मात्रा और अं अनुस्वार चंद्र बिन्दु की मात्रा	कविता - पाठ 14 लालची कुत्ता दिनों के नाम	रंग - बिरंगे बटनों की सहायता से अंगूर बनाना सीखेंगे । 
जनवरी	14	<u>स्वर ज्ञान</u> पेज न.-60 से 63 और 73 <u>सुलेख</u> पेज न.- 57 - 72	अ की मात्रा और :अंकों तथा शब्दोंमें एक से दस तक गिनती ऋ (ृ) की मात्रा	कविता - पाठ 15 एकता में बल शरीर के अंगों के नाम)पेज न.-(80 महीनों के नाम अपठित गद्यांश	विभिन्न चित्रों के द्वारा १ से १० तक की गिनती को अभ्यास पुस्तिका में दर्शाएंगे । 
फरवरी	05	पुनरावृत्ति	पुनरावृत्ति	पुनरावृत्ति	पुनरावृत्ति


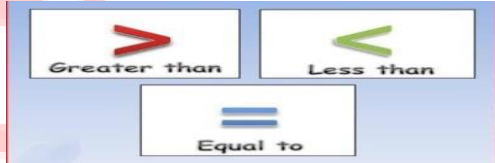
STD : PREP



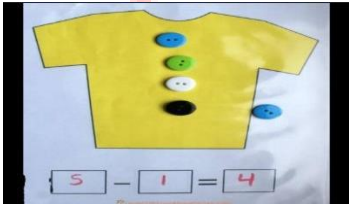

SUBJECT : MATHEMATICS

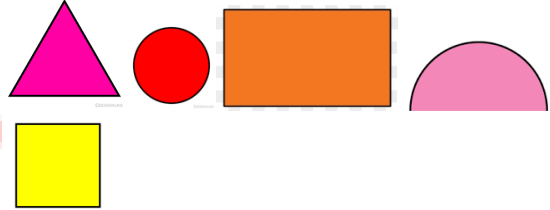


SESSION : 2025–26

PRESCRIBED BOOK – MATHSTAR (PRIMER)

MONTH	NO. OF WORKING DAYS	TOPICS TO BE COVERED	ORAL	ART INTEGRATED ACTIVITY AND SUBJECT ENRICHMENT
APRIL	17	<p>Numbers 1 to 5 (Pg no.13 to 21)</p> <p>Numbers 6 to 10 (Pg no.22 to 32)</p> <p>Let Us Understand 1 to 10 (Pg no.65)</p> <p>What Comes Before, After , Between (Pg no.66)</p> <p>Let Us Count Down from 10 to 1(Pg no. 68)</p> <p>Numbers 11 to 20 (Pg no.69-73)</p> <p>Related exercises</p>	<p>Forward Counting 1 to 20</p> <p>Number names 1 to 10</p> <p>Backward Counting 10 to 1</p>	<p>Paste the shape of a caterpillar with the help of coloured organic paper and mention number 1 to 10 in each circle.</p> 
MAY	07	<p>Numbers 21 to 30 (Pg no.74-77)</p> <p>What Comes After, Before , Between</p> <p>Backward counting 30-21</p>	<p>Number names 11 to 20</p> <p>Forward Counting 21 to 30</p> <p>Backward Counting 20 to 10</p>	<p>Paste the pictures of pencils with colourful papers showing number names.</p> 

JUNE	12	<p>Numbers 31 to 40 (Pg no.78-80)</p> <p>Related work</p> <p>Bigger and Smaller</p> <p>Taller , Shorter and Longer , Shorter</p> <p>Thicker and Thinner</p>	<p>Number names 21 to 30</p> <p>Forward Counting 31 to 40</p> <p>Backward Counting 40 to 20</p> <p>Identify More- Less</p>	<p>Draw pictures and colour them , showing comparison of big-small, tall-short, long- short.</p> 
JULY	24	<p>Same and Different</p> <p>Inside, Outside and On ,Under</p> <p>Top, Bottom and Above, Below</p> <p>Concept of Less than, Equal to, Greater than (Sign - < ,> ,=)</p> <p>(Pg no 3 - 12 & 59-64)</p>	<p>Numbers name 31- 40</p>	
AUGUST	21	<p>Numbers 41 to 50 (Pg no.81-84)</p> <p>After, Before , Between</p> <p>Backward Counting</p> <p>Put the sign</p>	<p>Number names 41 to 50</p> <p>Forward Counting 01 to 50</p> <p>Backward Counting 50 to 01</p>	<p>Paste the sign of greater then>,less then<and equal to = with the help of match sticks.</p> 
SEPTEMBER	07	REVISION FOR HALF YEARLY EXAM		

OCTOBER	13	<p>Numbers 51 - 60 (Related exercises)</p> <p>What is Zero ?(Pg no. 55 - 56)</p> <p>Pre Additional Exercises (Pg no .33 to 35)</p> <p>Let Us Add (Pg no.37 to 43)</p>	<p>Number names 51 to 60</p> <p>Forward Counting 51 to 60</p> <p>Backward Counting 60 to 51</p>	<p>Show addition with the help of paper butterflies.</p>  <p>Make a flower petal for addition.</p> 
NOVEMBER	17	<p>Numbers 61-70(Related exercises)</p> <p>Let Us Subtract 0(Pg no.57)</p> <p>Learning to Take Away (Pg no 44&45)</p> <p>Let Us Subtract a Number from Itself. (Pg no.58)</p> <p>Let Us Subtract(Pg no.47-54)</p>	<p>Number names 61 to 70</p> <p>Forward Counting 61 to 70</p> <p>Backward Counting 70 to 61</p> <p>Concept of Subtraction with the help of different objects present in the class room.</p>	<p>Show subtraction with the help of colourful buttons.</p> 
DECEMBER	19	<p>Numbers 71- 90 (Related exercises)</p> <p>Let Us Count in Tens (Pg no.86)</p> <p>Let Us Add Tens (Pg no.87)</p> <p>Let Us Add by Counting Forward (Pg no.88-90)</p>	<p>Number names 71 to 90</p> <p>Forward Counting 71 to 80</p> <p>Backward Counting 80 to 71</p>	<p>Draw the pictures of bunch of grapes and write number 71-80.</p> 

JANUARY	14	Numbers 91 -100 (Related exercises) Let Us Subtract by Counting Back (Pg no.91-93) Shapes (Pg no.94-98) Patterns (Pg no.99-100)	Number names 91 to 100 Forward Counting 51 to 100 Backward Counting 100 to 51 Name of the shapes	Paste the pictures of plane shapes with the help of origami paper. 
FEBRUARY	05	Revision for Final Exam		Make an object with the help of different shapes. 



STD : PREP





SUBJECT : E.V.S




SESSION : 2025–26


PRESCRIBED BOOK :- Our Amazing World-C

Publication:- Sunbeam Publishers Pvt. Ltd.

MONTH	NO. OF WORKING DAYS	TOPICS TO BE COVERED	ORAL	ART INTEGRATED ACTIVITY
APRIL+ MAY	17 + 07	L -1 More About me L -2 My Body L -3 My Senses L -4 Healthy Habits L -5 I feel L – 6 My family	Self Introduction through conversation and about their family members. Oral drill of demonstrating body parts with their names. Question/Answer related to sense organ. Oral drill with healthy habits. Show your three emotions with actions.	Make an identity card with the help of card board.  Make your family tree, paste the pictures of your family members and write their names. 
JUNE	12	L -7 My Home L – 8 Keeping the House clean (Oral) L – 9 Stay away from Strangers (Oral)	Say few sentences about your home. Say three things used to clean our house. Awareness about strangers.	Draw/Paste five things used to clean our houses. Make five things that you see at your home.

		L- 10 My School	Say five lines about my school.	 
JULY	24	L – 11 Good Manners in School L – 12 Use Magic Words L – 13 Indoor and Outdoor games L – 14 People and Places Around Us	Say five good manners in the school. Say five Magic Words. Say the name of two indoor games and two outdoor games. Say five helpers name.	
AUGUST	21	L – 15 Animals, Their Babies, Sounds and Homes L- 16 Animals are our friends L – 17 Care for Animals (Oral) L – 18 Big Plants	Oral drill of names of baby animals, homes of animals etc. Awareness about helpful animals and what they give us. Say three sentences about your favourite animals and how we can take care of them. Say five things we get from plants.	

SEPTEMBER	07	<p>L – 19 Caring for Plants</p> <p>REVISION FOR HALF YEARLY EXAM</p>	<p>Say two sentences how should we take care of plants.</p> <p>Bring your favourite vegetable and say three sentences about it.</p>	<p>Make a small plant with the help of colourful papers and show its different parts :</p> 
OCTOBER	13	<p>L – 20 Food We Eat</p> <p>L – 21 The Three Meals</p> <p>L – 22 Good Table Manners (Oral)</p>	<p>Awareness about healthy and junk food.</p> <p>How many meals are there in a day? Name them.</p> <p>Show three good table manners.</p>	<p>Make fruit salad / Sandwich in the classroom and share with your friends.</p> 
NOVEMBER	17	<p>L – 23 Land Transport</p> <p>L – 24 Water Transport</p> <p>L – 25 Air Transport</p> <p>L – 26 Space Travel (Oral)</p>	<p>Question Answer related to lesson.</p> <p>Oral drill of different types of transport.</p> <p>Oral drill related with space travel.</p>	<p>Make different types of models related to transport with the help of ice cream sticks.</p> 
DECEMBER	19	<p>L – 27 Travel Safely (Oral)</p> <p>L - 28 Seasons</p> <p>L – 29 Day and Night</p> <p>L – 30 Water</p>	<p>Say three safety rules while travelling.</p> <p>Awareness about different types of seasons and things we use in different seasons.</p> <p>Oral drill of things we see in</p>	<p>Make the moon and the stars and show the night sky with the help of thermocol plate and golden stars.</p> <p>Prepare few safety rules with the help of match sticks.</p>

		<p>L – 31 Air</p>	<p>night and day sky.</p> <p>Say three sources of water.</p> <p>Say two uses of air.</p>	 
JANUARY	14	<p>L – 32 Places of Worship</p> <p>L – 33 Festivals of India</p> <p>L – 34 Our Country</p> <p>L – 35 National Festivals of India</p> <p>L – 36 Computer (Oral)</p>	<p>Name three places of worship.</p> <p>Name three main festivals of India.</p> <p>About National Flag, National bird, National animal etc.</p> <p>Say name of three parts of a computer.</p>	<p>Group activity of national Festivals in the classroom.</p> 
FEBRUARY	05	REVISION FOR ANNUAL EXAM		

SUBJECT- DRAWING**SYLLABUS****CLASS-PREP**

MONTHS	BOOK WORKS (Book 's name :CREATIVE MINDS-C, Gangaram Prakashan) (Page no. and topic)	DRAWING COPY WORK	WORKING DAY
APRIL	Pg.3-Understanding Colours, Pg.4-Making Shapes, Pg.5-Vegetables And Fruits	ANY FLOWER	18
MAY	Pg.7-Jimmy The Giraffe ,Pg.-8 Finding Food, Pg.10-Friendly Dolphin	ANY TWO FRUITS	08
JUNE	Pg.11-Drawing A Fish, Pg.12-Wall Clock, Pg.13-Birds Nest	ANY TWO VEGETABLES	09
JULY	Pg.14-Mouse, Pg.16-Night Sky, Pg.17-Protecting Wildlife,	ANY BIRD	22
AUGUST	Pg.18-Healthy Tomatoes, Pg.19-Planting A Tree	ELEPHANT	19
SEPTEMBER	Pg.21-Beach, Pg.23-Animal Kingdom	VILLAGE SCENE	08
OCTOBER	, Pg.24-Wonderful Sheep, Pg.25-Outdoor Game	A BOY AND A GIRL FACE	15
NOVEMBER	Pg.27-Timmy The Tortoise, Pg.28-Traffic Light	FLOWER POT	12
DECEMBER	Pg.29-Garden, Pg.30-Colourful Valley	SNOWMAN WITH X-MAS TREE	19
JANUARY	Pg.32-Parrot, Pg.33-Pumpkin	KITE WITH RAINBOW	17
FEBRUARY	REVISION	REVISION	10

Class: Prep

Subject: Music

MONTH	NO. OF WORKING DAYS	TOPICS TO BE COVERED
APRIL	18	Basic Knowledge of music related term . Practical- Alankar
MAY	08	Basic Knowledge of music related term . Practical- School Prayer and National Anthem
JUNE	09	Basic Knowledge of music related term . Practical- Kids English Rhymes with music.
JULY	22	Basic Knowledge of music related term. Practical- Playing Swars on harmonium.
AUGUST	19	Basic Knowledge of music related term . Practical- Patriotic Song
SEPTEMBER	08	Basic Knowledge of music related term . Practical- Music Grade
OCTOBER	15	Basic Knowledge of music related term . Practical- Kanha Bhajan
NOVEMBER	12	Basic Knowledge of music related term . Practical- Guru Nanak Shabad.
DECEMBER	19	Basic Knowledge of music related term . Practical-Hindi Rhymes with music.
JANUARY	17	Basic Knowledge of music related term . Practical- Ram Bhajan
FEBRUARY	10	Basic Knowledge of music related term . Music Grade.

Class : Prep

Subject : Physical Education

Month	Topics to be covered
April	General commands and PT. Activity based games (Identify the colour ,shapes, passing the ball, musical chair etc)
May	Yoga practice and general commands ,cycle race etc.
June	Free hand exercises and yoga practice , Cycle race , Ring race etc.
July	Musical chair, Passing the parcel, Yoga , Balancing the ball.
August	Free hand exercises, Basket ball, Puzzle solving , Yoga.
September	Flag race, Playing with ball, Exercises for eyes , Yoga.
October	Practice of dart board, Basket ball, Yoga.
November	Practice of different types of events Ex. Running race, cycle race, rabbit race etc. for sports day
December	Practice of different types of events Ex. Frog race , balloon race for sports day.
January	Demonstration of simple steps of aerobics and jogging. Introduction of indoor games like,Ludo.
February	Passing the ring , Aerobics and Jogging, playing Ludo.